

角の大きさ

角を書く [3]


月 日 時 分 ~ 時 分

名前




丸い点を頂点^{ちよう}として それぞれの大きさの角を書きましょう。


① 190°




② 250°




③ 270°




④ 300°



⑤ 185°



⑥ 225°



⑦ 315°



⑧ 350°



角の大きさ

角を書く [3]



丸い点を頂点^{ちょう}として それぞれの大きさの角を書きましょう。

① 203°



② 257°




③ 319°




④ 183°



⑤ 228°



⑥ 344°



⑦ 292°



⑧ 261°



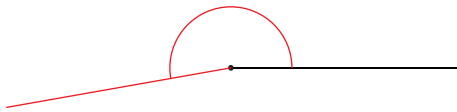
角の大きさの答え

角を書く [3]

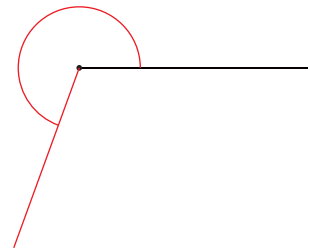
問

丸い点を頂点としてそれぞれの大きさの角を書きましょう。

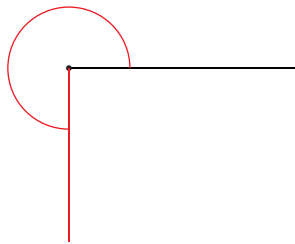
① 190°



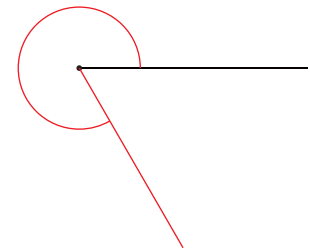
② 250°



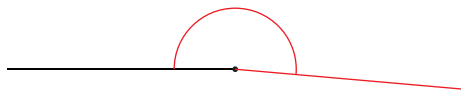
③ 270°



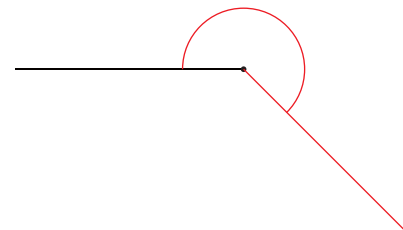
④ 300°




⑤ 185°



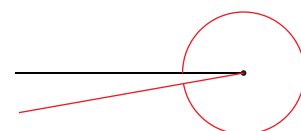
⑥ 225°



⑦ 315°



⑧ 350°



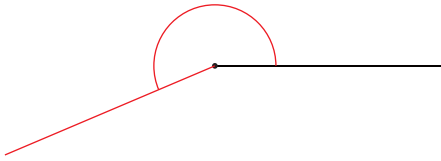
角の大きさの答え

角を書く [3]

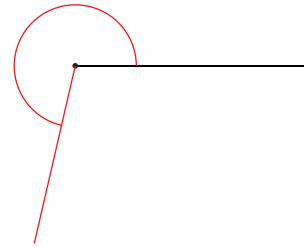


丸い点を頂点としてそれぞれの大きさの角を書きましょう。

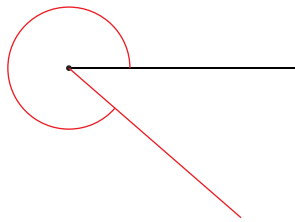
① 203°



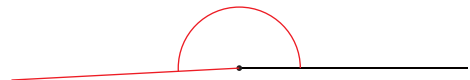
② 257°



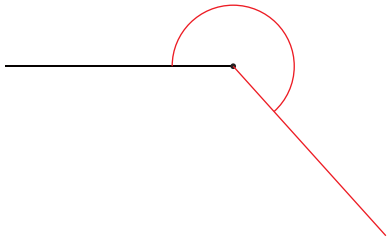
③ 319°



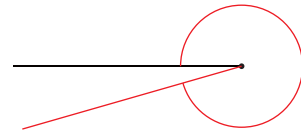
④ 183°



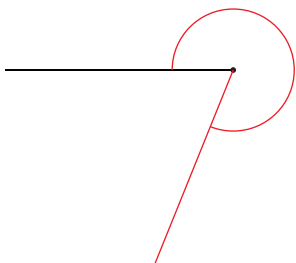
⑤ 228°



⑥ 344°



⑦ 292°



⑧ 261°

